



FRANKLIN TEMPLETON INVESTMENTS

TEMPLETON LATIN AMERICA FUND

A SUB-FUND OF LUXEMBOURG-DOMICILED SICAV

31 December 2011

FUND MANAGER AND LOCATION

Mark Mobius, Singapore

FUND DATA

Base Currency of Fund: US dollar
Fund Size: \$3,043.81 million
Date of Fund Launch: 28 February 1991
Fund Index: MSCI EM Latin America Index
Morningstar™ Workstation Category: Latin America Equity

LAST DIVIDEND PAID

Share Class	Date Paid	Amount
A(Ydis)EUR	08/07/2011	€0.1150
A(Ydis)GBP	08/07/2011	£0.2220
A(Ydis)USD	08/07/2011	\$0.2560

NET ASSET VALUE AS AT 31 DECEMBER 2011

A(acc)EUR	€9.21
A(acc)USD	\$76.55
A(Ydis)EUR	€54.88
A(Ydis)GBP	£45.86
A(Ydis)USD	\$70.94

EUSD STATUS

Redemption: Out of Scope
Distribution: Out of Scope

CHARGES⁵

	Initial Charge	Annual Charge	TER A(Ydis)USD
All A classes	5.00%	1.90%	2.27%

FUND RATINGS^{3, 6}

S&P Fund Management Rating: AA

Morningstar™ Overall Rating: ★★★★★

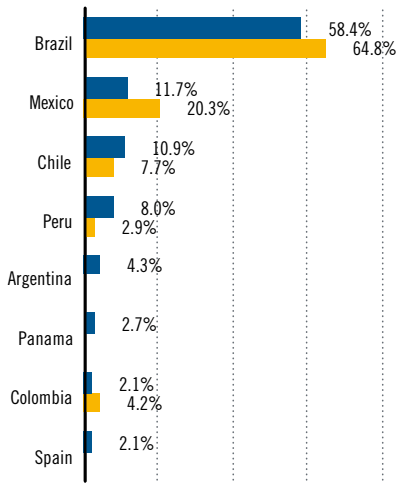
INVESTMENT OBJECTIVE

The Fund aims to achieve long-term capital appreciation by investing primarily in equity securities of issuers incorporated or having their principal business activities in the Latin American region.

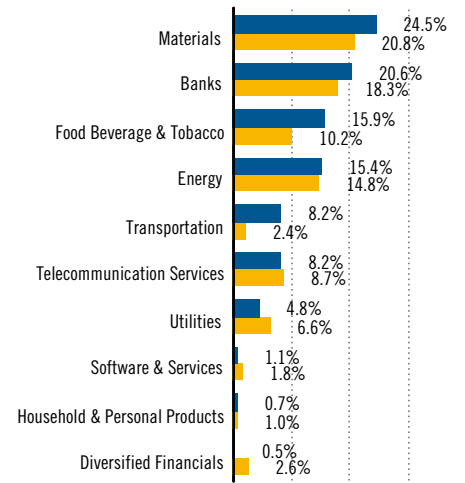
INVESTOR PROFILE

- Seeking capital appreciation by investing in equity securities in Latin America, including emerging markets.
- Planning to hold their investment for the medium to long term.

LARGEST PORTFOLIO COUNTRY WEIGHTINGS VS. MSCI EM LATIN AMERICA INDEX (% OF EQUITY)



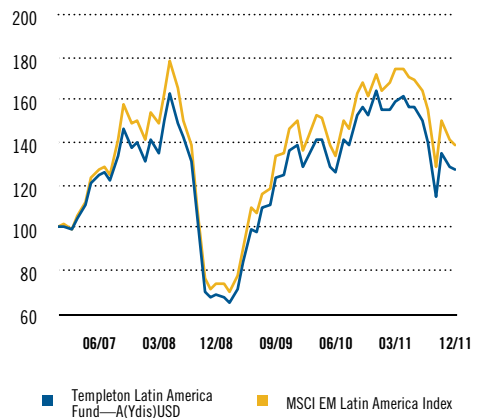
LARGEST PORTFOLIO INDUSTRY WEIGHTINGS VS. MSCI EM LATIN AMERICA INDEX (% OF EQUITY)



TOP 10 HOLDINGS (31 DECEMBER 2011)⁷

SECURITY NAME	%
ITAUSA - INVESTIMENTOS ITAU SA	9.97
CIA DE BEBIDAS DAS AMERICAS (AMBEV)	8.55
AMERICA MOVIL SAB DE CV	7.62
PETROLEO BRASILEIRO SA (PETROBRAS)	6.02
BRADSPAR SA	5.88
CREDICORP LTD	5.82
VALE SA	5.20
ANTOFAGASTA PLC	4.60
ITAU UNIBANCO HOLDING SA	3.78
OGX PETROLEO E GAS PARTICIPACOES SA	2.94

5 YEAR PERFORMANCE (US DOLLAR)^{1, 2}



CUMULATIVE PERFORMANCE AS AT 31 DECEMBER 2011 % (DIV. RE-INVESTED)^{1, 3, 4}

FUND CURRENCY	YTD	1-MO	3-MO	6-MO	1-YR	3-YR	5-YR	10-YR	SINCE LAUNCH	3-YR VOL.
A(Ydis)USD	-22.54	-0.95	10.62	-18.53	-22.54	84.29	27.03	447.68	320.74	27.22
Index	-19.14	-1.55	8.81	-17.86	-19.14	89.68	39.23	464.99	555.92	27.80
Morningstar™ Sector Average	-22.96	-1.65	6.80	-20.10	-22.96	87.33	22.79	362.32	509.18	27.60

GBP CURRENCY	YTD	1-MO	3-MO	6-MO	1-YR	3-YR	5-YR	10-YR	SINCE LAUNCH	3-YR VOL.
A(Ydis)GBP	-22.21	0.07	10.99	-15.82	-22.21	73.29	60.17	N/A	153.41	22.71

DISCRETE ANNUAL PERFORMANCE AS AT END DECEMBER 2011 % (DIV. RE-INVESTED)

SHARE CLASS CURRENCY	DECEMBER 2010/2011	DECEMBER 2009/2010	DECEMBER 2008/2009	DECEMBER 2007/2008	DECEMBER 2006/2007
A(Ydis)USD	-22.54	18.20	101.29	-50.64	39.65
A(Ydis)GBP	-22.21	22.39	82.01	-32.84	37.64

Contact Us
 UK Freephone: 0800 305 306
 tel: +44 20 7073 8690
 fax: +44 20 7073 8701
 email: enquiries@franklintempleton.co.uk
 web: www.franklintempleton.co.uk

For professional investors only. Not directed at retail investors

PERFORMANCE STATISTICS - ANNUALISED (31 DECEMBER 2011)

STD. DEVIATION	1-YR	3-YR	5-YR
Templeton Latin America Fund	26.57	27.22	30.81
MSCI EM Latin America Index	26.60	27.80	31.38

SHARPE RATIO	1-YR	3-YR	5-YR
Templeton Latin America Fund	-0.85	0.83	0.12
MSCI EM Latin America Index	-0.72	0.85	0.18

PORTFOLIO COMPOSITION (% OF TOTAL) (31 DECEMBER 2011)

MARKET CAPITALISATION IN USD	%
< 1.5 billion	2.9
1.5 billion - 5 billion	26.6
> 5 billion	65.8
Unavailable	4.8

ASSET BREAKDOWN (31 DECEMBER 2011)

EQUITY	FIXED INCOME	CASH
99.74%	0.00%	0.26%

SHARE CLASS IDENTIFIERS

SHARE CLASS	LAUNCH DATE	SEDOL	ISIN	MEX ID	BLOOMBERG ID
A(acc)EUR	18 March 2011	B4695K3	LU0592650328	TVLNAM	TEMLAELX
A(acc)USD	14 May 2001	7120116	LU0128526570	TVLAD	TEMLATALX
A(Ydis)EUR	1 September 2006	B19VCS2	LU0260865158	TVLAA	TELADEULX
A(Ydis)GBP	25 October 2005	B0LMMS6	LU0229944680	TVLTA	TELAADGLX
A(Ydis)USD	28 February 1991	4890304	LU0029865408	TVA	TEMLAAILX
I(acc)USD	25 October 2005	B0LMMR5	LU0229944334	TVLAM	TEMLAIALX
I(Ydis)EUR-H2	30 September 2009	B41H353	LU0450468268	OQTLAI	TEMLIDHLX
Z(acc)USD	26 February 2010	B62M2H6	LU0476944698	TVTMLA	TLAMZAUXX

OTHER STATISTICS - ANNUALISED (31 DECEMBER 2011)

VS. MSCI EM LATIN AMERICA INDEX	1-YR	3-YR	5-YR
Alpha	-4.28	-0.38	-1.62
Beta	0.99	0.97	0.97
Tracking Error	3.61	3.59	4.34
Information Ratio	-0.94	-0.33	-0.45
Correlation	0.99	0.99	0.99
R Squared	0.98	0.98	0.98

FUND CHARACTERISTICS (31 DECEMBER 2011)

STATISTIC	FUND	INDEX
Price to Earnings Ratio	11.39	11.77
Price to Book Value Ratio	1.81	1.68
Price to Cash Flow Ratio	6.32	7.76
Number of Long-term Positions	39	0

IMPORTANT INFORMATION

- Performance data may represent blended share class performance e.g. hybrid created from an A(Ydis) share class that was converted to A(acc). Performance details provided are in base currency, include reinvested dividends and are net of management fees. Sales charges and other commissions, taxes and other relevant costs to be paid by an investor are not included in the calculations. **Past performance is no guarantee of future performance.** When investing in a fund denominated in a foreign currency, your performance may be affected by currency fluctuations. Performance figures above are for A(Ydis) shares, except where only A(acc) shares are available, then A(acc) performance is shown.
- Chart Performance figures are rebased to 100 at beginning of time period.
- © 2011 Morningstar UK. All rights reserved. The information contained herein: (1) is proprietary to Morningstar and/or its content providers; (2) may not be copied, adapted or distributed; and (3) is not warranted to be accurate, complete or timely. Neither Morningstar nor its content providers are responsible for any damages or losses arising from any use of this information, even if these damages or losses are due to Morningstar or its content providers' negligence. Past financial performance is no guarantee of future results.
- Fund performance prior to Sept 1996 excluded from calculation because a different portfolio allocation strategy was in use.
- Total charges consists of the yearly management and maintenance fees only.
- Copyright © 2011 Standard & Poor's, a division of The McGraw-Hill Companies, Inc. Standard & Poor's including its subsidiary corporations ("S&P") is a division of The McGraw-Hill Companies, Inc.
- The portfolio manager for the Fund reserves the right to withhold release of information with respect to holdings that would otherwise be included in a top 10 holdings list.

Copyright © 2011. Franklin Templeton Investments. All rights reserved. Past financial performance is no guarantee of future results. Due to rounding the percentages shown may be within 0.1% tolerance of the true value. This report does not constitute or form part of an offer for shares or an invitation to apply for Shares. Subscriptions of Shares of the Franklin Templeton Investment Funds SICAV can only be made on the basis of the latest available audited annual report accompanied by the current Prospectus or Simplified Prospectus approved by the CSSF. The price of the shares of the Fund and the income received from the Fund can go down as well as up, and investors may not get back the full amount invested. Currency fluctuation may affect the value of overseas investment. An investment in the SICAV Franklin Templeton Investment Funds entails risks, which are described in the Prospectus and the Simplified Prospectus. No Shares of the SICAV may be directly or indirectly offered or sold to nationals or residents of the United States of America. Where a fund invests in emerging markets, this investment can be more risky than an investment in developed markets. All or most of the protections provided by the UK Regulatory System will not apply to Franklin Templeton Investment Funds (SICAV) Investors. Please consult your financial adviser before deciding to invest. This report is issued in the United Kingdom by Franklin Templeton Investment Management Limited, which is authorised and regulated by the Financial Services Authority. For a copy of the annual report of the SICAV Franklin Templeton Investment Funds, the Prospectus and/or Simplified Prospectus, please contact Franklin Templeton Investments, The Adelphi, 1-11 John Adam Street, London WC2N 6HT.